

Action[®] Ampla[™]



Providing independence for an active lifestyle

INNOVATIVE | ERGONOMIC | SUPPORTIVE



The multi-award winning *Invacare Action® Ampla™* has been cleverly designed specifically for bariatric or plus sized individuals. Carefully considering varying body anatomies, activity levels and importantly the wants and needs of those individuals for an active and independent lifestyle. The sleek and minimalistic design of this modern wheelchair truly enables independence, whilst maintaining a comfortable and supportive seating solution.

6

KEY FEATURES



Inbuilt transportation solution

2

Smart design technology allows the *Action® Ampla™* to easily pass through narrow doorways and environments (optionally) by simply transferring the weight of the chair to the rear of the frame:

- ▶ Fold down the backrest
- ▶ Tilt the wheelchair onto the transportation bearings at the rear
- ▶ Roll the complete chair effortlessly

1.



2.



3.



Multiple active rear wheel positions

6

- ▶ Very easy to propel
- ▶ Individuals can go further or for longer using less energy when propelling



1

Ergonomic backrest

- ▶ Indentation of the backrest tubes for free movement of the upper body
- ▶ Optimal access to handrims
- ▶ Adjustable backrest cushion for maximum comfort and support
- ▶ Open frame design to accommodate various body shapes and the gluteal shelf
- ▶ Breathable and washable fabric



3

Multi-adjustable transfer aids

- ▶ Support for standing transfers providing additional leverage
- ▶ Can be used as a resting position for the forearm
- ▶ Easily adjusted to allow access up to and under desks or tables



4

Aesthetics

- ▶ 2 available frame colours
- ▶ Three stylish colour accents
- ▶ Allows personalisation

5





Lightweight Aluminium rigid frame

- ▶ Reduces energy consumption for the individual
- ▶ Decreases rolling resistance giving a great driving performance

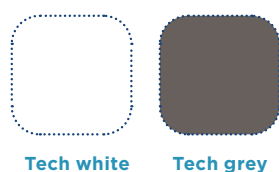


Technical data ▼

For more comprehensive pre-sales information about this product, including the product's user manual, please visit www.invacare.co.uk.

						
Seat width ▼	Seat depth ▼	Seat angle ▼	Seat height ▼	Backrest angle ▼	Backrest height ▼	
Action Ampla	505 / 555 / 605 / 655 / 705 / 755 mm	460 / 510 mm	1°	380 - 455 mm in steps of 25 mm	0°	450 - 525 mm
						
Front frame angle ▼	Length of footrests ▼	Driving unit width ▼	Total length inc. footrests ▼	Total length without footrests ▼	Total height ▼	
Action Ampla	90 - 100°	365 - 525 mm in steps of 25 mm	Seat width + 205 mm	1065 - 1145 mm	855 - 920 mm	825 - 900 mm
						
Max. safe slope ▼	Radius ▼	Max. user weight ▼	Total weight from ▼	Transportation weight from ▼		
Action Ampla	7°	1420 - 1660 mm	300 kg	27 kg	19.5 kg	

Frame colours ▼



Tech white

Tech grey

Accents ▼



Blue Pulse

Pink Pulse

Green Pulse

Please note: colours may vary slightly from those displayed here.

Regulatory data ▼



GERMAN
DESIGN
AWARD
2020



reddot design award
winner 2019

Invacare Limited
Pencoed Technology Park - Pencoed
Bridgend CF35 5AQ - United Kingdom
Tel: +44 1 656 776 222
Fax: +44 1656 776 220
E-mail: uk@invacare.com
Sales Order E-mail: ordersuk@invacare.com
www.invacare.co.uk

Invacare Ireland Ltd
Unit 5 - Seatown Business Campus
Seatown Road - SWORDS
County Dublin - Ireland
Tel. +353 1 8107084
Fax +353 1 8107085
Email: Ireland@invacare.com
www.invacare.ie



Yes, you can.®

© 2019 Invacare International GmbH. All rights reserved. All information quoted is believed to be correct at time of print.

Invacare reserves the right to alter product specifications without prior consultation. Action Ampla - UK - 04/2020

Part number 1632216